



An introduction to
Clever Risk Management the KISS way

Ray Hipkin – Chartered Safety Practitioner
*[Registered accident investigator, case manager
and expert witness]*

Claire Rumney – Health and Safety Practitioner



Today's Topics

Incident/Accident Management

Risk Assessment – What are they

Risk Assessments - Why do it

Risk Assessments – How do it

Simple Request

During this discussion, please DO NOT refer to or ask questions regarding risk assessment of a specific thing IF they are an active part of any investigation of any incidents or accidents which have occurred that MAY be or we know are subject to a current insurance or legal process at the moment.

We could end up compromising ourselves or the meeting position if we do.

What is a Risk Assessment?

- A **SUBJECTIVE** process of Risk and Failure identification, how it can occur and what needs to be done to negate either the **RISK** or its **EFFECT**
- Its an absolute duty that is expected by Enforcing Authorities and also insurers.
- Its **SUBJECTIVE**, so that's why **IN REALITY** the best assessment processes involves more than one person
- Its influenced by experience and localised conditions
- Its something we do as a part of life anyway, we just don't think of it as a Risk Assessment

What is a Risk Assessment?

- **We do NOT have to think of all the WHAT IF's**
- **Legislation says we have to deal with issues that are SIGNIFICANT and RELEVANT**
- **We do NOT have to list all the things which are IRRELEVANT**
- **We need to have a process that works for us, which usually means it has to be SIMPLE**

Simple Risk Assessment Management






- **PLANNING STAGE** – What has SIGNIFICANTLY gone wrong previously, how it happened, which usually tells us what we need to do to prevent recurrence.
KEEP A SIMPLE RECORD
- **Pre EVENT STAGE**- Set out what you have planned ON PAPER. **CARRY OUT A RISK ASSESSMENT** and record the actions needed to negate the risk. Make sure your assessment reflects How you planned it. [Table Tops for High Profile Events]. **KEEP SIMPLE RECORDS** [Table Tops for High Profile Events]
- **ON EVENT** - Carry out Visual Inspections and Ongoing Monitoring using Checklists & **KEEP SIMPLE RECORDS**
- **Post Event** – Review all SIMPLE LISTS and CHECKLISTS and make make sure they are available for next time.
- **BEWARE GUILTY KNOWLEDGE** – If its happened at your event before and it impacted on the event, or you know of another similar event where it has happened, it will be deemed **SIGNIFICANT**.

How do I do a Risk Assessment that Means Something?

Making and taking the time in the activity planning process to do an **EFFECTIVE** review of your arrangements and provisions. We don't have or use Crystal Balls, we have experience, we have knowledge and we are involved in making this thing happen

Two Assessment Types – Dynamic, what we do every day, but we do not make a record of what we did. It's a part of a **GOOD** Event Risk Assessment process, but after the Pre Event Stage. **5 stage Risk Assessment**, which is the process we need to complete to prove we have given Risk **SUITABLE AND SUFFICIENT** thought

Duck Management



Event Management
Plan

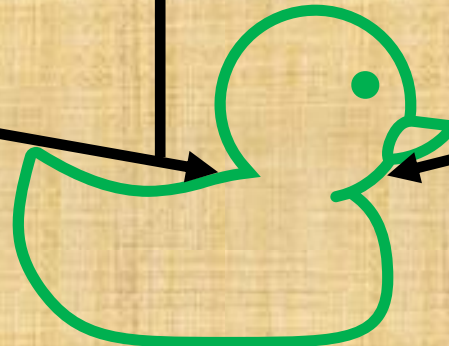
Contractor Insurance
& Install Record

Traffic Man Plan

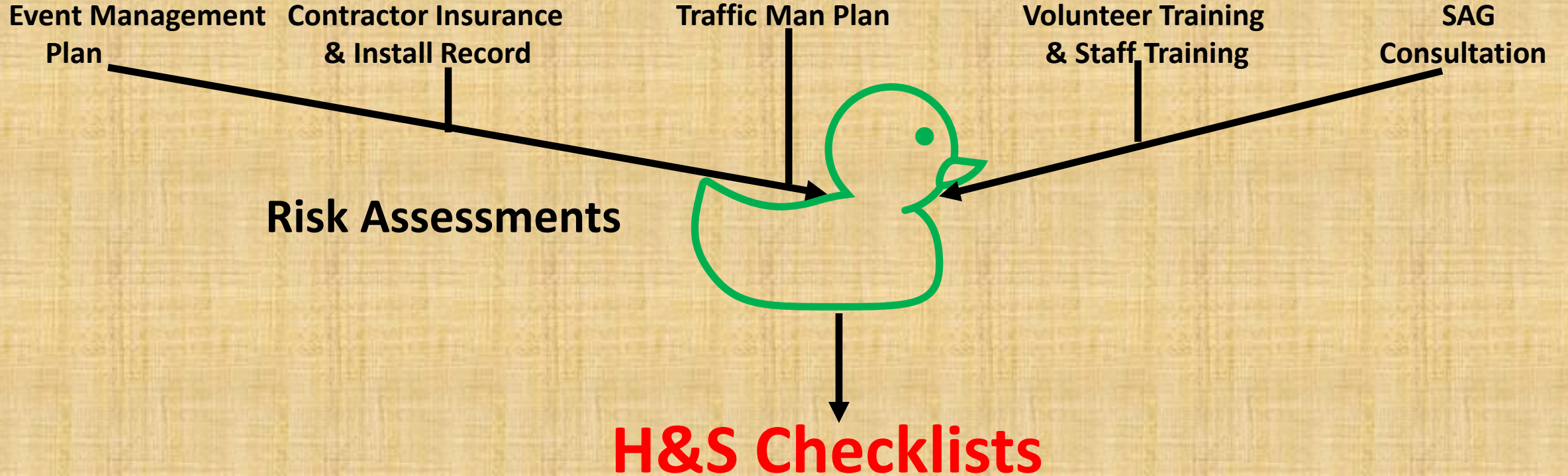
Volunteer Training
& Staff Training

SAG
Consultation

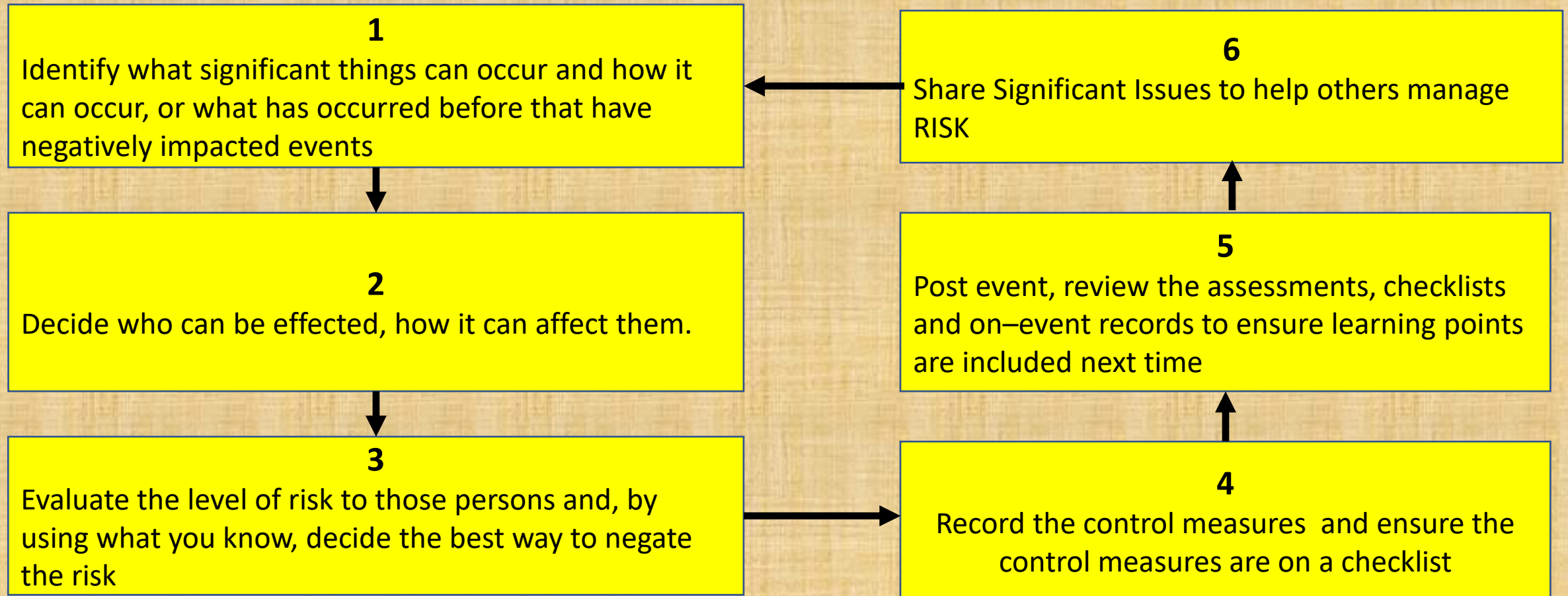
Risk Assessments



H&S Checklists



6 Steps Risk Assessment



You were listening to:

Ray Hipkin

ray@rayhipkin.co.uk

Mobile; 07743 166919

&

Claire Rumney

claire@surecosafety.co.uk

Mobile; 07790 498575

